




Battery system for outdoor C&I energy storage applications

- ✓ Flexible and scalable C&I applications
- ✓ Uninterrupted power supply
- ✓ All in one integrated cabinet design
- ✓ Highest safety standards including aerosol-based fire suppression

Paired with GoodWe ET hybrid inverters and the Static Transfer Switch (STS) box, BAT high-voltage lithium battery system is available in 61.4kWh and 112.6kWh capacity and offers a scalable, compact, and easy-to-install storage solution for C&I applications. This powerful combination enables efficient energy backup, peak shaving, and optimized load management. BAT offers industry leading safety features such as aerosol based fire suppression at both module and battery level, LFP technology with high cycle stability and long cycle life. With effective temperature management to enable outdoor operation across different climate zones, this all-in-one energy storage solution is a great fit for medium and large C&I scenarios, including industrial parks, agricultural and commercial complexes. Additionally, BAT supports parallel connections of up to 4 clusters, enabling flexible configurations and expansion to 450.4kWh to meet growing energy storage demands.

-  Advanced 6-Layer safety protection
-  Support Continuous 0.9C charging & 1.1C discharging
-  Support 4 units in parallel up to 450kWh



Technical Data		GW61.4-BAT-AC-G10	GW112.6-BAT-AC-G10
Battery System			
Cell Type	LFP (LiFePO4)		
Cell Capacity (Ah)	100		
Rated Capacity (Ah)	200		
Pack Type / model	GW10.2-PACK-ACI-G10		
Pack Nominal Energy (kWh)	10.24		
Pack Configuration	2P96S	2P176S	
Pack Weight (kg)	<90		
Number of Packs	6	11	
Nominal Energy (kWh)	61.4	112.6	
Usable Energy (kWh) ^{*1}	60	110	
Nominal Voltage (V)	307.2	563.2	
Operating Voltage Range (V)	275.52 ~ 346.56	505.12 ~ 635.36	
Charging Operating Temperature Range (°C)	-20 ~ +55		
Discharging Operating Temperature Range (°C)	-20 ~ +55		
Max. Charge / Discharge Current (A) ^{*2}	180 / 220		
Max. Charge / Discharge Rate ^{*2}	0.9C / 1.1C		
Max. Charge / Discharge Power (kW) ^{*2}	55.2 / 67.5	101.3 / 123.9	
Cycle Life	6000 (25 ± 2°C, 0.5C, 90%DOD, 70%EOL)		
Depth of Discharge	100%		
Efficiency			
Round-trip Efficiency	96%@100%DOD, 0.2C, 25 ± 2°C		
General Data			
Operating Temperature Range (°C)	-20 ~ +55		
Storage Temperature (°C)	+35 ~ +45 (<6 Months); -20 ~ +35 (<1 Year)		
Relative Humidity	0 ~ 100% (Condensationless)		
Max. Operating Altitude (m)	4000		
Cooling Method	Air Conditioner		
User Interface	LED		
Communication	CAN (RS485 Optional)		
Weight (kg)	<950	<1400	
Dimension (W × H × D mm)	1055 × 2000 × 1055		
Ingress Protection Rating	IP55		
Anti-corrosion Class	C4 (C5-M Optional)		
Fire Safety Equipment	Aerosol (Pack & Cabinet Level)		
Certification ^{*3}			
Safety Regulation	IEC62619 / IEC63056 / IEC60730 / IEC62477 / VDE2510 / ISO13849 IEC62040 / N140 / EU 2023 / 1542 / UN38.3		
EMC	IEC / EN61000-6-1 / 2 / 3 / 4		

*1: Test conditions, 100% DOD, 0.2C charge & discharge at +25 ± 2°C for battery system at beginning life. System Usable Energy may vary with system configuration.

*2: Actual Dis- / Charge Current and power derating will occur related to Cell Temperature and SOC. And, Max C-rate continuous time is affected by SOC, Cell Temperature, Atmosphere environment temperature.

*3: Not all certifications & standards listed, check the official website for detail.

*: Please visit GoodWe website for the latest certificates.